




REVLON intensifeye™

HOW TO APPLY Revlon Intensifeye™ eyelashes

Here is what you will need to create a beautiful eye look:

- Revlon Intensifeye™ lashes
- Scissors
- Revlon® Precision Lash Adhesive

- Apply all eye make-up, including mascara, prior to applying the lashes.
- Gently remove lashes from tray, and trim excess band from each side.
- Measure lash fit by placing the lash against your eye.
- Trim excess from outer corner of the lash band. 
- Apply Revlon lash adhesive to the lash band then wait a few seconds until adhesive becomes tacky. 
- While looking down, apply the Revlon Intensifeye lash from the outer corner of your eye in, as close to natural lash line as possible, then gently push on the lash to secure in place. Repeat on other eye. You now have incredibly gorgeous and natural looking lashes that are so lightweight you'll forget you have them on. 

WE'VE GOT YOUR LASHES™! Revlon has a variety of lash styles to fit every occasion and for the first time, you can try them on in stores. Find the try me feature on the side of the Revlon lash packaging and place in front of your right eye and look in the mirror.

REVLON® Lashes with featherLITE™ TECHNOLOGY

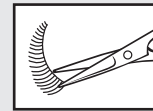
HOW TO APPLY Revlon® Eyelashes

Here is what you will need to create a beautiful eye look:

- Revlon® lashes
- Scissors
- Revlon® Precision Lash Adhesive

- Gently remove lashes from tray.
- Measure lash fit by placing the lash against your eye.

- If your lash has a center detail, trim excess lash on both sides evenly. For all other lashes trim from the outer corner.



- Apply Revlon lash adhesive to the lash band then flex the band while waiting until adhesive becomes tacky.



- While looking down, apply the Revlon lash from the outer corner of your eye in, as close to natural lash line as possible, then gently push on the lash to secure in place. Repeat on other eye. You now have stunning, lightweight lashes that are flutterly perfect.



WE'VE GOT YOUR LASHES™! Revlon has a variety of lash styles to fit every occasion and for the first time, you can try them on in stores. Find the try me feature on the side of the Revlon lash packaging and place in front of your right eye and look in the mirror.